

Scaled data based on original data using  
LM-79-2019 Approved Method: Electrical and Photometric Measurements of Solid-  
State Lighting Products

Test Report Prepared for  
Cooper Lighting Solutions

Brand: STREETWORKS

Report Number: P385958

Luminaire Tested: GAW-SA1C-750-U-5MQ

Issue Date: 3/3/2020

**Test Information**

Test Method: LM-79-2019  
Report Number: P385958  
TEST IS SCALED FROM IESNA LM-79-08 TEST DATA (G2-1903-205-6)  
Test Lab: INNOVATION CENTER  
Issue Date: 3/3/2020  
Manufacturer: COOPER LIGHTING SOLUTIONS  
Product Line: STREETWORKS  
Catalog Number: GAW-SA1C-750-U-5MQ  
Description: GALLEON WALL LUMINAIRE  
(1) 70 CRI, 5000K, 1050mA LIGHTSQUARE WITH 16 LEDS AND TYPE V MEDIUM OPTICS  
Light Source: -  
Ballast/Driver: ELECTRONIC DRIVER

**Summary**

Lumens per Lamp: N/A  
Luminaire Lumens: 7935 lumens  
Efficiency: N/A  
Efficacy: 134.5 lumens/watt  
Luminous Opening: Rectangular (W 0.5' x L: 0.5' x H: 0')  
IES Classification: Type V - Short  
BUG Rating: B3 - U0 - G2

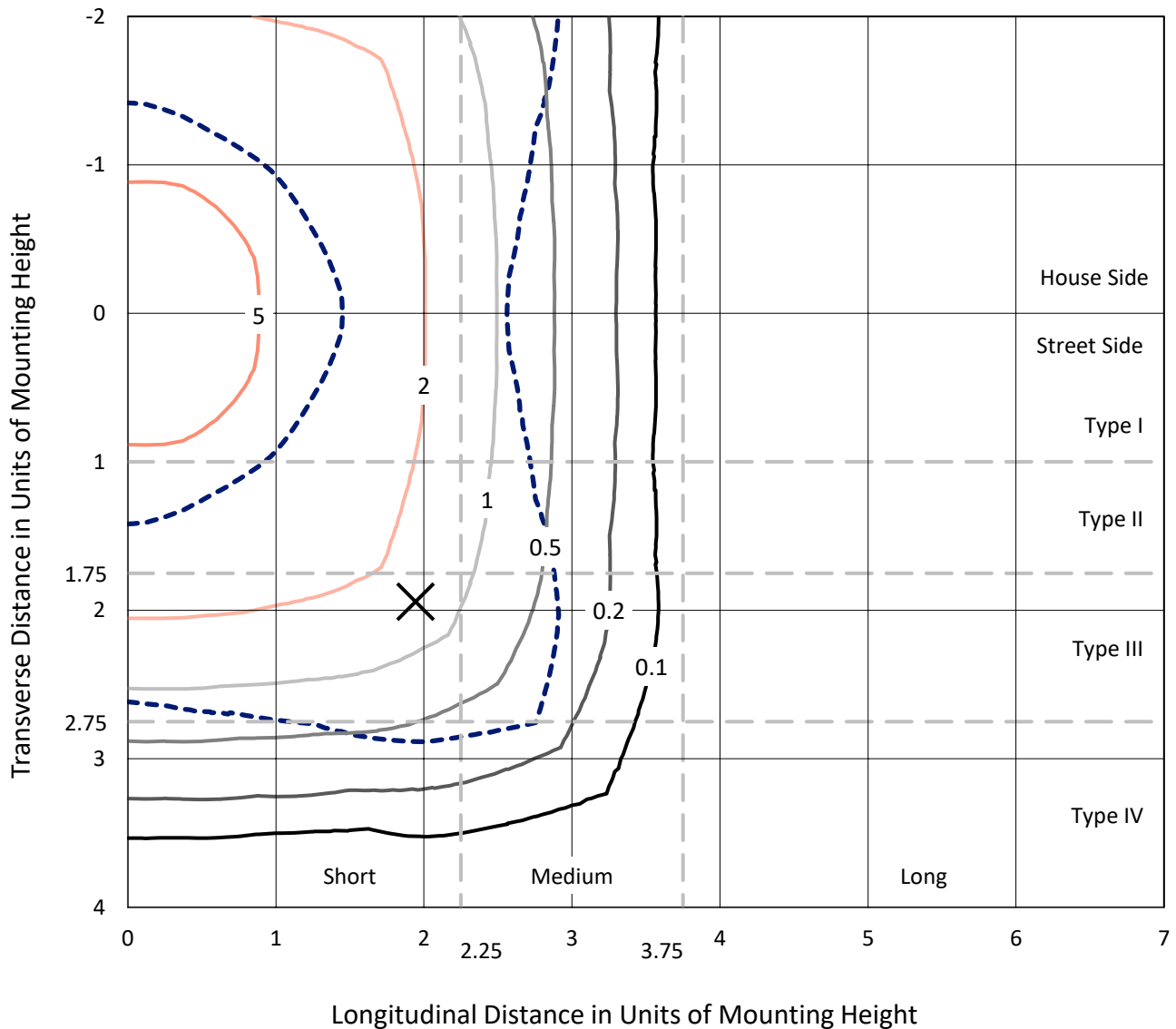
Input Watts (W): 59  
Input Voltage (V): NR  
Input Current (Ain): NR  
Voltage Rise (V): NR  
Power Factor: NR  
Total Harmonic Distortion (THDi): NR  
Frequency (hertz): 60  
Stabilization Time: NR  
Operation Time: NR  
Ambient Temperature (°C): NR  
Test Distance: 28.75 FT



REPORT NUMBER: P385958  
 CATALOG NUMBER: GAW-SA1C-750-U-5MQ

### Iso-Footcandle Lines of Horizontal Illumination

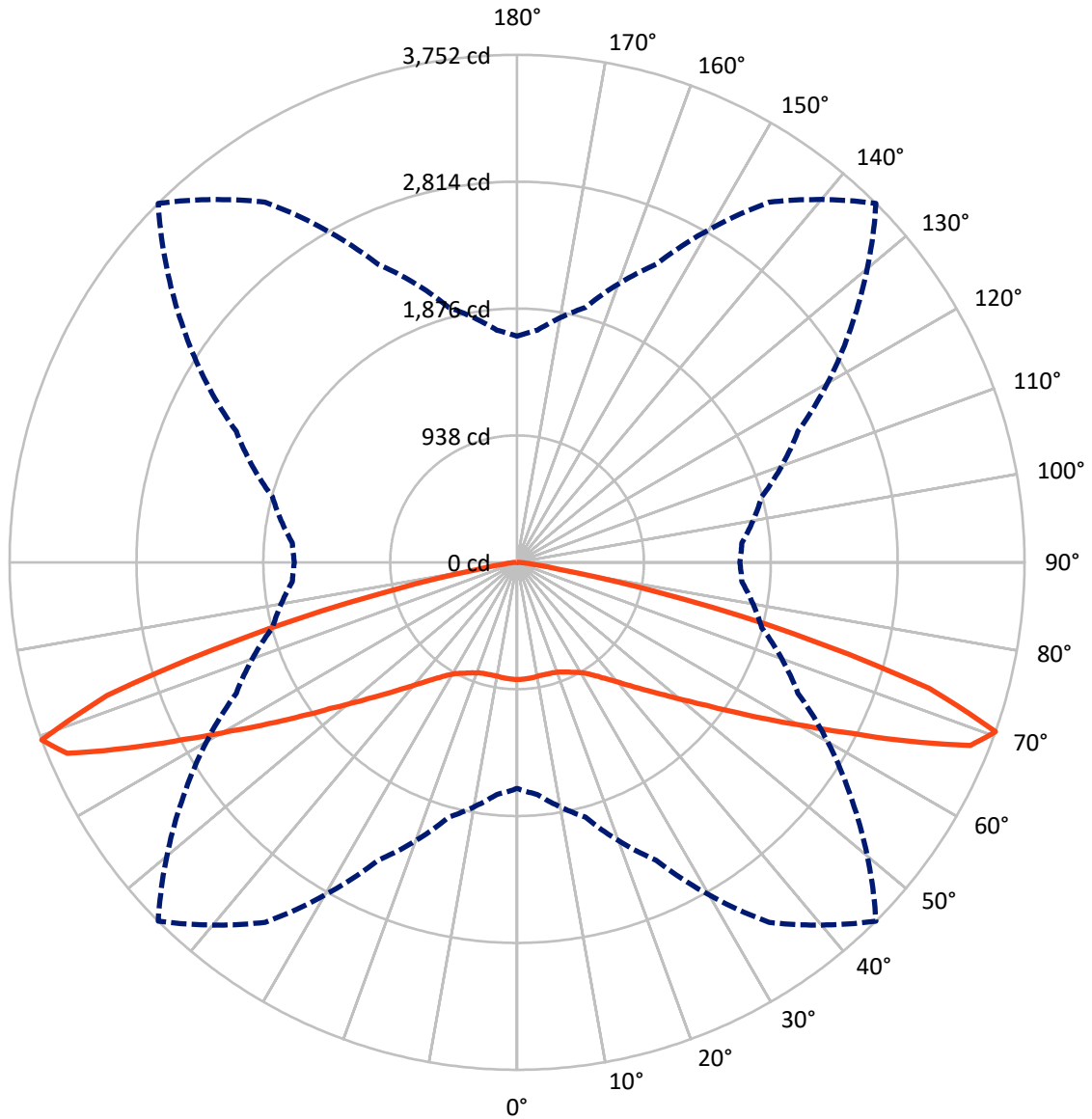
× Max cd  
 - - - 1/2 Max cd



Based on 10 foot mounting height. Maximum calculated value = 8.7 fc  
 Type V - Short - N/A

REPORT NUMBER: P385958  
CATALOG NUMBER: GAW-SA1C-750-U-5MQ

### Luminous Intensity Polar Plot



— Vertical Plane Through 45-Deg Lateral      - - - Horizontal Cone Through 70-Deg Vertical

REPORT NUMBER: P385958  
 CATALOG NUMBER: GAW-SA1C-750-U-5MQ

**FLUX DISTRIBUTION:**

		Downward	Upward	Total
<b>House Side</b>	Lumens	3967.5	0.0	3967.5
	% Fixture	50.0	0.0	50.0
<b>Street Side</b>	Lumens	3967.5	0.0	3967.5
	% Fixture	50.0	0.0	50.0
<b>Total</b>	Lumens	7935.0	0.0	7935.0
	% Fixture	100.0	0.0	100.0

**ZONAL LUMENS:**

Zone	Lumens	% Fixture
0°-10°	82.1	1.0
10°-20°	241.0	3.0
20°-30°	410.2	5.2
30°-40°	650.6	8.2
40°-50°	1058.7	13.3
50°-60°	1745.6	22.0
60°-70°	2562.5	32.3
70°-80°	1133.1	14.3
80°-90°	51.3	0.6
90°-100°	0.0	0.0
100°-110°	0.0	0.0
110°-120°	0.0	0.0
120°-130°	0.0	0.0
130°-140°	0.0	0.0
140°-150°	0.0	0.0
150°-160°	0.0	0.0
160°-170°	0.0	0.0
170°-180°	0.0	0.0
0°-90°	7935.0	100.0
0°-180°	7935.0	100.0

**Coefficient of Utilization**



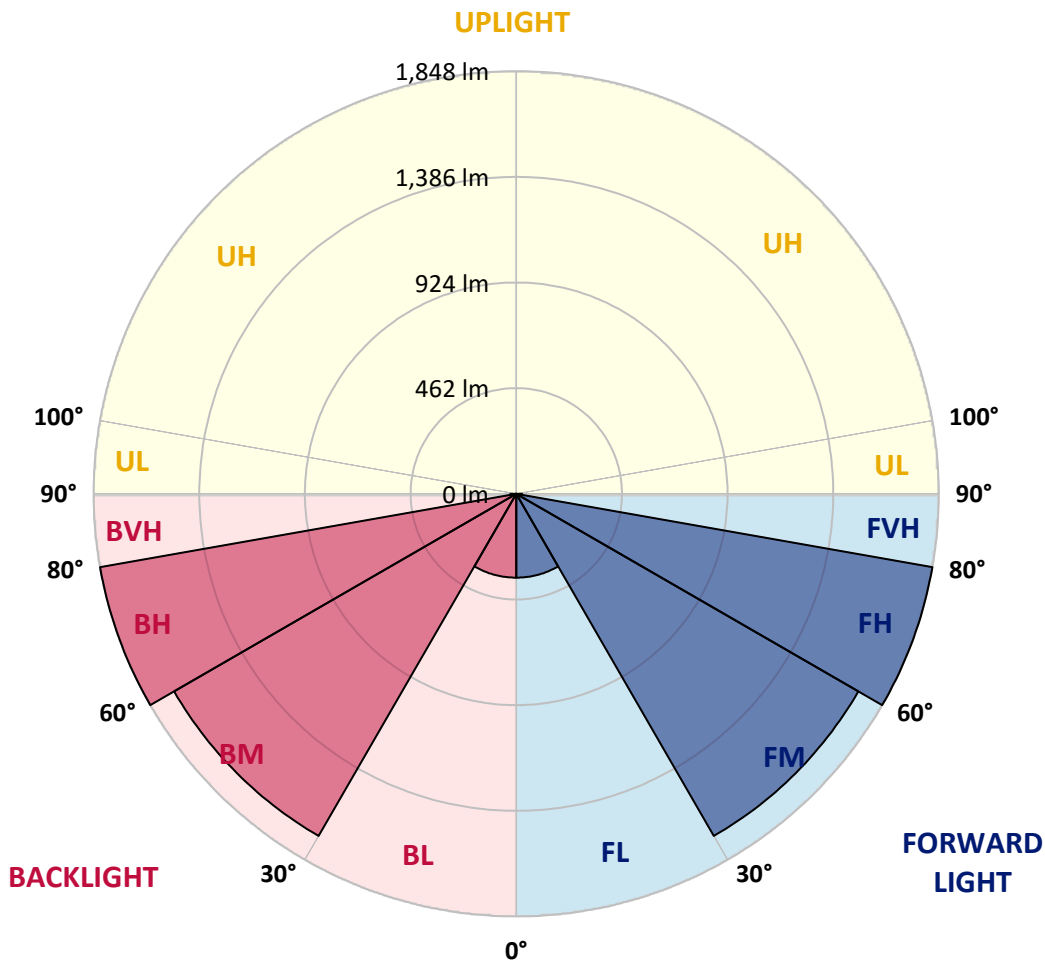
REPORT NUMBER: P385958  
 CATALOG NUMBER: GAW-SA1C-750-U-5MQ

**LUMINAIRE CLASSIFICATION SYSTEM LUMEN TABLE AND BUG RATING:**

Zone	Lumens	% Fixture	Zone Rating/Lumen Limit		
			B	U	G
FL (0°-30°)	366.6	4.6			
FM (30°-60°)	1727.4	21.8			
FH (60°-80°)	1847.8	23.3			G2/5000
FVH (80°-90°)	25.7	0.3			G1/100
BL (0°-30°)	366.6	4.6	B1/500		
BM (30°-60°)	1727.4	21.8	B2/2500		
BH (60°-80°)	1847.8	23.3	B3/2500		G2/5000
BVH (80°-90°)	25.7	0.3			G1/100
UL (90°-100°)	0.0	0.0		U0/0	
UH (100°-180°)	0.0	0.0		U0/0	

**BUG Rating: B3-U0-G2**

Type V Short





REPORT NUMBER: P385958  
 CATALOG NUMBER: GAW-SA1C-750-U-5MQ

**CANDELA DISTRIBUTION (FULL):**

	0°	5°	15°	25°	35°	45°	55°	65°	75°	85°	90°
0°	866.6	866.6	866.6	866.6	866.6	866.6	866.6	866.6	866.6	866.6	866.6
2.5°	865.3	864.5	866.4	866.1	864.5	864.8	864.8	865.6	865.6	865.0	865.0
5°	862.2	861.6	863.7	863.7	862.2	862.7	863.2	864.0	863.7	863.2	862.9
7.5°	858.2	858.0	860.1	860.1	859.0	859.5	859.0	859.3	858.7	858.2	857.4
10°	851.7	852.2	854.0	854.5	854.5	854.8	854.3	853.0	852.2	851.4	850.6
12.5°	845.6	845.4	848.0	849.3	851.4	853.8	852.2	848.5	846.9	845.4	844.8
15°	841.7	841.9	844.6	846.9	850.6	855.6	853.8	848.0	844.8	843.0	842.5
17.5°	840.9	841.4	844.8	849.0	853.0	858.5	857.4	851.7	846.4	843.0	842.2
20°	842.7	843.0	848.2	854.3	861.1	866.4	864.0	857.7	850.6	845.4	844.0
22.5°	846.1	847.2	853.8	863.2	873.7	880.8	877.9	867.2	856.1	849.6	847.7
25°	856.9	857.2	866.1	879.0	891.6	899.7	896.3	881.1	866.9	859.5	857.2
27.5°	879.2	880.0	888.9	903.9	914.7	919.9	917.8	905.5	893.4	885.5	886.3
30°	911.5	912.6	922.6	939.1	945.7	947.0	946.5	940.7	929.7	919.1	919.9
32.5°	950.9	951.4	964.8	979.8	985.1	986.1	985.1	979.8	966.7	952.5	953.3
35°	1001.6	1003.2	1016.1	1030.5	1034.7	1036.8	1035.0	1028.1	1014.5	1000.6	1000.0
37.5°	1064.1	1064.4	1077.8	1092.7	1098.0	1098.5	1096.4	1091.9	1074.9	1062.3	1061.5
40°	1136.6	1137.6	1153.4	1169.4	1171.5	1169.2	1172.0	1169.4	1151.8	1137.4	1139.7
42.5°	1224.8	1227.2	1246.1	1261.9	1255.8	1254.5	1256.3	1257.1	1243.0	1225.4	1223.8
45°	1327.5	1329.6	1353.2	1365.9	1361.9	1353.2	1356.9	1363.2	1343.5	1321.7	1323.8
47.5°	1444.6	1449.9	1475.1	1486.9	1477.2	1465.4	1472.5	1481.9	1458.8	1431.8	1430.5
50°	1574.9	1581.5	1615.1	1631.6	1621.9	1600.1	1611.9	1618.2	1584.9	1549.9	1547.1
52.5°	1713.8	1720.4	1762.7	1796.8	1790.5	1756.6	1773.2	1766.6	1728.3	1681.3	1677.6
55°	1871.1	1873.7	1919.4	1974.6	1980.9	1955.9	1954.9	1944.1	1887.4	1833.0	1830.4
57.5°	2032.9	2034.7	2093.8	2158.9	2188.6	2188.6	2159.2	2136.4	2061.0	1998.0	1991.4
60°	2207.5	2214.1	2279.5	2368.0	2437.3	2457.8	2405.8	2343.6	2261.6	2184.7	2177.1
62.5°	2363.0	2370.6	2470.7	2602.5	2713.9	2788.4	2661.3	2560.0	2410.8	2287.4	2272.9
65°	2382.7	2403.2	2548.9	2787.6	3036.9	3185.8	2942.1	2692.3	2420.5	2249.0	2234.3
67.5°	2176.0	2210.7	2407.6	2779.2	3294.2	3613.8	3121.4	2616.7	2246.1	2056.5	2040.2
70°	1672.1	1722.5	1949.6	2431.0	3249.8	3751.7	3009.0	2290.8	1872.7	1668.6	1645.8
72.5°	917.3	938.1	1142.4	1664.7	2605.4	3188.1	2509.8	1693.9	1241.9	1010.5	972.2
75°	291.0	298.3	402.3	681.2	1473.8	2111.7	1594.3	831.4	457.7	337.5	333.5
77.5°	129.2	130.0	145.5	198.8	507.6	1069.9	609.8	226.4	156.0	136.3	140.8
80°	81.7	81.7	90.1	98.5	138.1	310.7	164.9	107.7	91.9	85.3	87.2
82.5°	39.1	43.3	58.6	63.0	75.9	104.5	84.6	70.4	61.5	45.7	42.5
85°	25.7	21.5	37.0	41.8	44.1	50.2	49.1	46.5	40.2	22.8	25.5
87.5°	11.6	11.0	19.2	17.6	16.5	12.6	18.9	23.4	22.6	11.3	11.3
90°	0.0	0.0	0.0	0.0	0.0	0.0	0.0	0.0	0.0	0.0	0.0

(END OF REPORT)